




SURVEY FOR MR. MELVIN WITT  
IN EDEN TOWNSHIP, ALAMEDA COUNTY, CALIFORNIA

Scale: 1 Inch = 30 Feet  
Surveyed: April 15, 1955

REFER:  
F. B. 59,  
p. 11  
Survey No.  
1113

*John A. Mancini*  
-----  
JOHN A. MANCINI, R. E. No. 1592  
1279 "A" Street, Hayward, California

LEGEND:

Surveyed Line:   
Hubs   
Fences 

EAST 14<sup>TH</sup> STREET  
(100' WIDE)

